


Product Description



HUAWEI E5785-330 Mobile WiFi
V100R001

Version 02
Date 2021-01-20

HUAWEI DEVICE CO., LTD.



Copyright © Huawei 2021. All rights reserved.

No part of this document may be reproduced or transmitted in any form or by any means without prior written consent of Huawei Device Co., Ltd.

Trademarks and Permissions

All other trademarks and trade names mentioned in this document are the property of their respective holders.

Notice

The purchased products, services and features are stipulated by the contract made between Huawei and the customer. All or part of the products, services and features described in this document may not be within the purchase scope or the usage scope. Unless otherwise specified in the contract, all statements, information, and recommendations in this document are provided "AS IS" without warranties, guarantees or representations of any kind, either express or implied.

The information in this document is subject to change without notice. Every effort has been made in the preparation of this document to ensure accuracy of the contents, but all statements, information, and recommendations in this document do not constitute a warranty of any kind, express or implied.

Huawei Device Co., Ltd.

Address: No.2 of Xincheng Road
Songshan Lake Zone
Dongguan, Guangdong 523808
People's Republic of China

Website: <http://consumer.huawei.com/en/>

Email: mobile@huawei.com

About This Document

Summary

This document introduces the major functions, supported services, and system architecture of the HUAWEI E5785-330 Mobile WiFi.

The following table lists the contents of this document.

Chapter	Details
1 Overview	Supported network modes, basic services and functions, and the appearance of the product
2 Features	Major features and technical specifications
3 Services and Applications	Supported services
4 System Architecture	System architecture
5 Packaging Box Items	Items contained in the packaging box
6 Appendix	Supported LTE bandwidths

History

Version	Details	Date
01	First release	2020-12-18
02	<ol style="list-style-type: none">1. Delete the description of WPA3 in the encryption method.2. Modify the WLAN 2.4GHz AP channel to 5~11.	2021-01-20

Contents

1 Overview.....	6
1.1 Introduction	6
1.2 Optional Features.....	6
2 Features	7
2.1 Main Features.....	7
2.2 Technical Specifications	8
2.2.1 Hardware	8
2.2.2 Software	11
3 Services and Applications.....	13
3.1 Data Service.....	13
3.1.1 Wireless Modem	13
3.1.2 USB Modem.....	13
3.1.3 LTE/3G/Wi-Fi Auto Offload.....	14
3.2 SMS	14
3.3 Menu Display	14
4 System Architecture	16
4.1 System Architecture.....	16
4.2 Functional Modules.....	17
5 Packaging Box Items.....	18
6 Appendix.....	19
7 Acronyms and Abbreviations.....	20

1 Overview

1.1 Introduction

HUAWEI E5785-330 Mobile WiFi (hereinafter referred to as the E5785-330) is a high-speed packet access mobile hotspot. It is a multi-mode wireless terminal for SOHO (Small Office and Home Office) and business professionals.

It provides users with packet data services and SMS through multiple network modes. You can connect the micro USB port on the E5785-330 to a computer using a micro USB data cable, or connect multiple devices to the E5785-330 over Wi-Fi. In the service area of the network, the E5785-330 allows you to surf the Internet and send/receive messages/emails, providing you with a fast, reliable, and convenient user experience. It also helps carriers improve their average revenue per user (ARPU).

1.2 Optional Features

Optional features refer to features that are not supported on the standard version. These features can be customized according to carrier or customer requirements. The E5785-330's optional features include the following:

- SIM lock

2 Features

2.1 Main Features

The E5785-330 features:

- LTE Category 7
- LTE FDD CA (DL) packet data service of up to 300 Mbps
- LTE FDD (DL) packet data service of up to 150 Mbps
- LTE FDD CA (UL) packet data service of up to 100 Mbps
- LTE FDD (UL) packet data service of up to 50 Mbps
- LTE TDD CA (DL) packet data service of up to 224 Mbps
- LTE TDD (DL) packet data service of up to 112 Mbps
- LTE TDD CA(UL) packet data service of up to 20 Mbps
- LTE TDD (UL) packet data service of up to 10 Mbps
- DC-HSPA+ (DL) packet data service of up to 42 Mbps
- HSUPA packet data service of up to 5.76 Mbps
- HSPA+ (DL) packet data service of up to 21 Mbps
- HSDPA (DL) packet data service of up to 14.4 Mbps
- UMTS (UL/DL) packet data service of up to 384 Kbps
- SMS based on LTE/UMTS
- Built-in LTE/UMTS and Wi-Fi antenna
- 2.4 GHz and 5 GHz Wi-Fi
- LTE/3G/Wi-Fi auto offload
- Menu display
- Compatible with HUAWEI AI Life app
- Plug and Play
- IPv4v6 dual stack
- Built-in DHCP Server, DNS RELAY, and NAT

- Online software upgrade
- Traffic statistics
- WPS
- 1.45 inch LCD display
- Standard Micro USB port
- Compatible with Windows 7, Windows 8, Windows 8.1, Windows 10 (excluding Windows RT), MAC OS X 10.12, 10.13, 10.14 and 10.15

2.2 Technical Specifications

2.2.1 Hardware

Table 2-1 lists the hardware specifications.

Table 2-1 Hardware specifications

Item	Specifications
Technical standard	WAN: LTE/DC-HSPA+/HSPA+/HSUPA/HSDPA/UMTS
	Wi-Fi/WLAN: IEEE 802.11a/b/g/n/ac
Operating frequency	LTE : B1/B3/B5/B7/B8/B18/B19/B20/B28/B32/B38/B40/B41/B42 UMTS: B1/B5/B8 LTE UL CA: Intra-Band continuous CA: 3C, 7C, 38C, 40C, 41C LTE DL CA: 1A-3A, 1A-7A, 1A-8A, 1A-20A, 1A-28A, 3A-5A, 3A-7A, 3A-8A, 3A-20A, 3A-28A, 3A-42A, 7A-8A, 7A-20A, 7A-28A, 20A-32A, 1C, 3C, 7C, 38C, 40C, 41C, 42C, 3A-3A, 41A-41A See Appendix for supported LTE channel bandwidths
	Wi-Fi/WLAN: 2.4 GHz AP: 5-11 STA: 5-13
	Wi-Fi/WLAN: 5 GHz AP: W52, W56, W58 STA: W52, W53, W56, W58
Memory	RAM: 256 MB

Item	Specifications	
	ROM: 512 MB	
Transmit power	LTE: Conforms to Power Class 3 Definition	
	WCDMA/HSPA/HSPA+: Conforms to Power Class 3 Definition	
	Wi-Fi/WLAN 2.4 GHz	802.11b: 13 dBm
		802.11g: 13 dBm
		802.11n: 13 (20 MHz)/13(40 MHz) dBm
	Wi-Fi/WLAN 5 GHz	802.11a: 13 dBm
		802.11n: 13 dBm
		802.11ac: 13 (20 MHz)/13(40 MHz)/13(80 MHz) dBm
	Note: The value above represents a typical transmit power in Wi-Fi/WLAN mode, and may vary slightly by device.	
Receiver sensitivity	LTE: Conforms to 3GPP	
	WCDMA/HSPA/HSPA+: Conforms to 3GPP	
	Wi-Fi/WLAN 2.4 GHz	802.11b: -85.5 dBm@11 Mbps
		802.11g: -71 dBm@54 Mbps
		802.11n: -68 dBm@65 Mbps
	Wi-Fi/WLAN 5 GHz	802.11a: -75.5 dBm@54 Mbps
		802.11n: -72 dBm@65 Mbps
		802.11ac: -68 dBm@65 Mbps
WLAN MIMO	2*2 MIMO	
Wi-Fi/WLAN speed	802.11a: Up to 54 Mbps	
	802.11b: Up to 11 Mbps	
	802.11g: Up to 54 Mbps	
	802.11n:	HT20: Supports MCS0–MCS7; Up to 72.2 Mbps. Supports MCS8–MCS15; Up to 144.4 Mbps. HT40: Supports MCS0–MCS7; Up to 150 Mbps. Supports MCS8–MCS15; Up to 300 Mbps.
	802.11ac: Up to 867 Mbps	

Item	Specifications
Power consumption	<3.5 W
Charger (Optional)	AC: 100–240 V
	DC: 5 V, 2 A
Battery	Type: Rechargeable lithium battery (removable)
	Capacity: 3.8 V, 3000 mAh
	Maximum working hours: 12 (depending on the network)
	Maximum standby hours: 700 (depending on the network)
External ports	Micro USB port
	Micro-SIM card slot (3FF)
Display	1.45 inch LCD display
Buttons	Power button, RESET button, MENU button
Antenna	Built-in LTE/UMTS main antenna
	Built-in LTE/UMTS diversity antenna
	Built-in WLAN antenna
Dimensions (W × D × H)	108 mm x 62 mm x 17.1 mm
Weight	Approximately 127 g (including the battery)
Temperature	Operating temperature: 0°C to 35°C
	Storage temperature: –20°C to +60°C
Humidity	5% to 95% (non-condensing)

2.2.2 Software

Table 2-2 lists the software specifications.

Table 2-2 software specifications

Item	Description
SMS	<ul style="list-style-type: none">• Write/send/receive short messages• Send/receive extra-long messages• Storage: Up to 500 messages can be saved in the internal memory of the E5785-330
Network connection setup	<ul style="list-style-type: none">• Create, delete, or edit APN• Set up network connection
Maximum number of Wi-Fi users connected at the same time	<ul style="list-style-type: none">• When only the 2.4 GHz or 5 GHz Wi-Fi network is enabled, the E5785-330 supports the connection of up to 32 wireless devices at the same time
WLAN/Wi-Fi setup	<ul style="list-style-type: none">• SSID broadcasting and hiding• None (Open), WEP, WPA2-PSK, and WPA/WPA2-PSK encryption• Automatic adjustment of Wi-Fi speed• Display STA status• Turn off Wi-Fi automatically• MAC address filtering• Guest SSID
Firewall setup	<ul style="list-style-type: none">• Enable and disable firewall• LAN IP Filtering• Virtual Server• DMZ• UPnP
NAT setup	<ul style="list-style-type: none">• Cone NAT• Symmetric NAT• ALG
DHCP setup	<ul style="list-style-type: none">• Enable and disable DHCP server• Configure DHCP server address pool• Set DHCP lease time
LTE/3G/Wi-Fi auto offload (Wi-Fi Extender)	<ul style="list-style-type: none">• Access WAN via LTE/3G/Wi-Fi

Item	Description
IPv4v6 dual stack	<ul style="list-style-type: none">• DHCPv4v6 server and client• DNSv4v6 server and client• Display IPv4v6 WAN address
Others	Network connection settings: Automatic/manual network selection and registration
	Display network status including signal strength, carrier name, system mode, and so on
	Select network mode
	PIN management: activate/deactivate PIN, verify PIN/PUK, and modify PIN
System requirements	<ul style="list-style-type: none">• Windows 7, Windows 8, Windows 8.1, Windows 10 (excluding Windows RT). Mac OS X 10.12, 10.13, 10.14 and 10.15• Your computer should also meet the recommended hardware requirements for the operating system installed

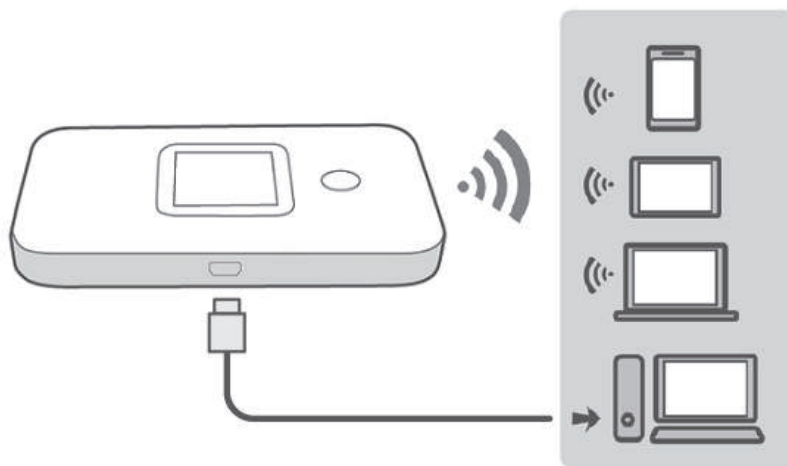
3 Services and Applications

3.1 Data Service

3.1.1 Wireless Modem

The E5785-330 can be used as a wireless modem when the Wi-Fi is enabled. You can directly use the default settings (or configure APN on the E5785-330's web-based management page) to set up a wireless network, after which you will be able to access the Internet.

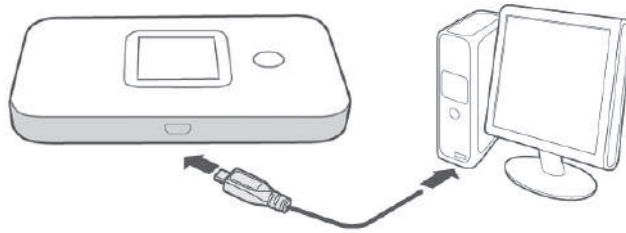
Figure 3-1 Multi-device access via Wi-Fi and micro USB port at the same time



3.1.2 USB Modem

After you connect the E5785-330 and a PC with a USB data cable, enter the IP address in the browser address bar to log in to the E5785-330's web-based management page. You can directly use the default APN settings (or configure the APN on the page) to set up a network connection, after which you can access the Internet.

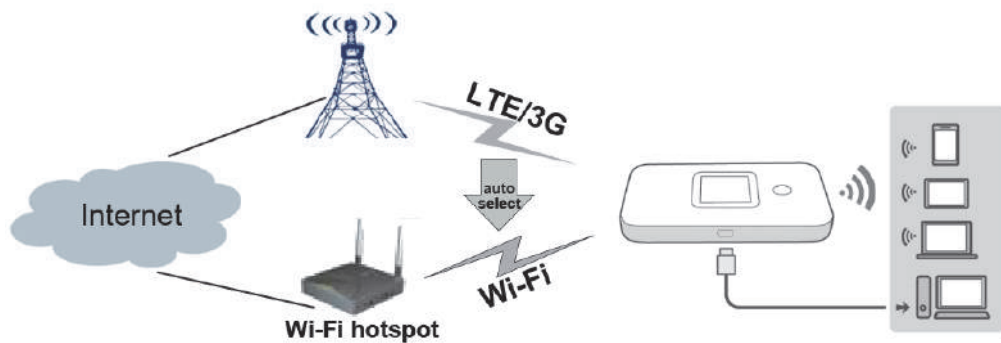
Figure 3-2 One-device access via micro USB port



3.1.3 LTE/3G/Wi-Fi Auto Offload

The E5785-330 allows you to access the Internet via LTE, 3G or Wi-Fi. When you are using the E5785-330 in areas with a Wi-Fi hotspot, for example, an airport, a cafe, a hotel, or your home, the E5785-330 switches to the Wi-Fi network automatically to save your LTE/3G network data usage.

Figure 3-3 LTE/3G/Wi-Fi auto offload



3.2 SMS

The E5785-330 supports message writing/sending/receiving. You can manage messages in the Inbox, Outbox, and Drafts on the E5785-330's web-based management page.

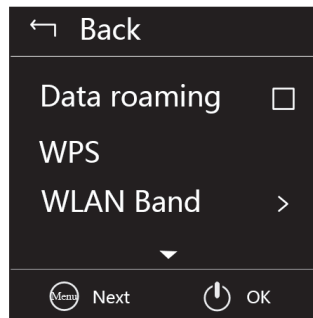
3.3 Menu Display

The E5785-330 supports menu display in multiple languages. Press the MENU button to enter the menu. Continue to press the MENU button to select a menu and press the Power button to confirm your selection. You can view menu information or configure settings such as:

- LTE/3G/Wi-Fi auto offload
- WPS

Figure 3-4 shows the menu screen (your actual screen may vary).

Figure 3-4 Menu

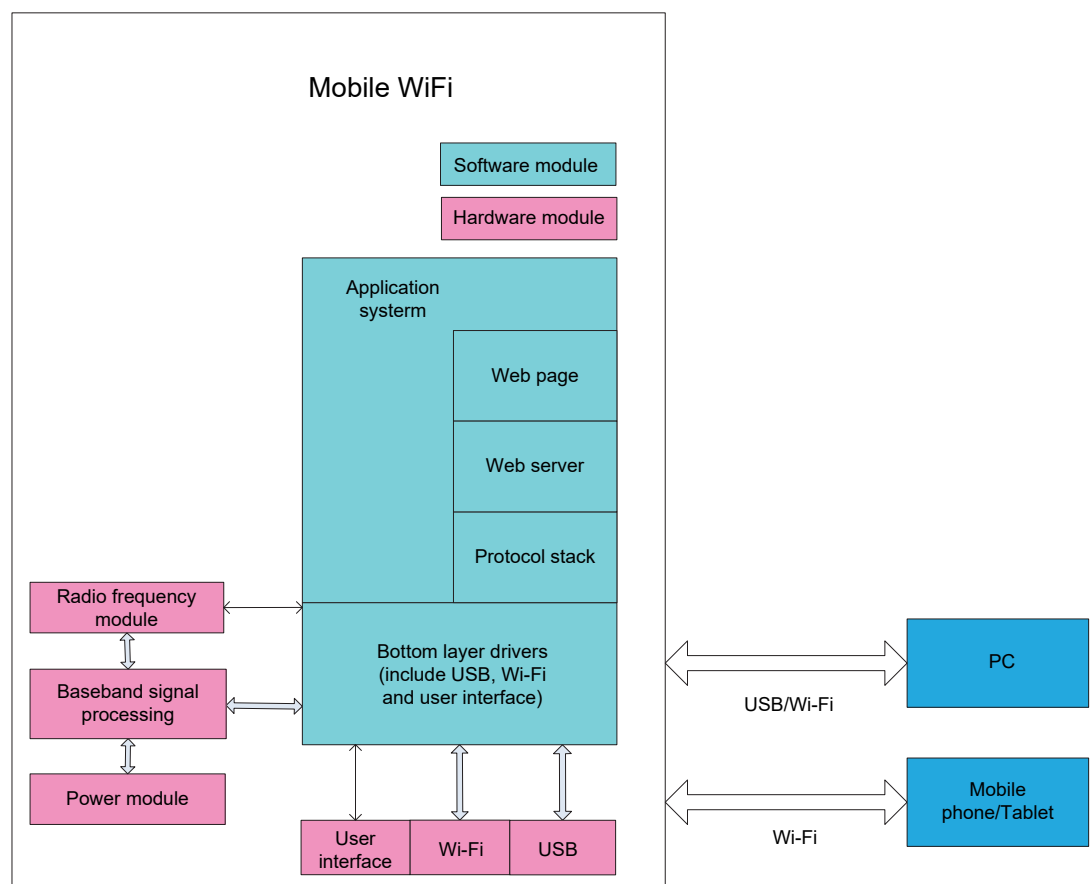


4 System Architecture

4.1 System Architecture

Figure 4-1 shows the system architecture of the E5785-330

Figure 4-1 System architecture of the E5785-330



4.2 Functional Modules

1. **Radio frequency module:** Sends/receives radio signals and modulates/demodulates radio signals and baseband signals.
2. **Baseband signal processing module:** Processes LTE FDD/LTE TDD/DC-HSPA+/HSPA+/HSUPA/HSDPA/UMTS baseband signals, including:
 - Modulating/demodulating LTE FDD/LTE TDD/DC-HSPA+/HSPA+/HSUPA/HSDPA/UMTS baseband signals
 - Encoding/decoding LTE FDD/LTE TDD/DC-HSPA+/HSPA+/HSUPA/HSDPA/UMTS channels
3. **Bottom layer driver:** Drives peripherals, including USB devices, Wi-Fi devices, display screen, buttons and SIM cards.
4. **Protocol stack system:** Processes protocols of LTE FDD/LTE TDD/DC-HSPA+/HSPA+/HSUPA/HSDPA/UMTS and TCP/IP.
5. **Application system:** Provides SMS, PS domain service, Wi-Fi configuration, network service, web service and web-based management page. Users can configure system settings on the web-based management page.
6. **User interface:** Provides man-machine interaction, including a display screen and buttons.

5

Packaging Box Items

This chapter describes the items contained in the packaging box of the E5785-330.

Table 5-1 lists the items contained in the packaging box of the E5785-330.

Table 5-1 Packaging box items of the E5785-330

Item	Quantity	Remarks
Mobile WiFi	1	Standard
Rechargeable battery (removable)	1	Standard
USB Cable	1	Standard
Quick Start Guide (Including safety information)	1	Standard
Charger	1	Optional
Warranty Card	1	Optional

6 Appendix

Table 6-1 Shows the LTE bandwidths supported by the E5785-330.

Band	Bandwidth					
	1.4 MHz	3 MHz	5 MHz	10 MHz	15 MHz	20 MHz
1			√	√	√	√
3	√	√	√	√	√	√
5	√	√	√	√		
7			√	√	√	√
8	√	√	√	√		
18			√	√	√	
19			√	√	√	
20			√	√	√	√
28		√	√	√	√	√
32			√	√	√	√
38			√	√	√	√
40			√	√	√	√
41			√	√	√	√
42			√	√	√	√

7

Acronyms and Abbreviations

Numerics

3G The Third Generation

A

AES Advanced Encryption Standard

ALG Application Level Gateway

APN Access Point Name

ARPU Average Revenue Per User

ASCII American Standard Code for Information Interchange

D

DHCP Dynamic Host Configuration Protocol

DMZ Demilitarized Zone

DNS Domain Name Server

E

EDGE Enhanced Data Rates for GSM Evolution

F

FDD Frequency Division Duplex

G

GPRS General Packet Radio Service

GSM Global System for Mobile Communications

H

HSPA+ High Speed Packet Access Plus

HSUPA High Speed Uplink Packet Access

HSDPA High Speed Downlink Packet Access

I

IEEE Institute of Electrical and Electronics Engineers

IP Internet Protocol

L

LCD Liquid Crystal Display

LTE Long Term Evolution

M

MAC Medium Access Control

Modem Modulator Demodulator

N

NAT Network Address Translation

O

OS Operating System

P

PC Personal Computer

PIN Personal Identification Number

PnP Plug and Play

PS Packet Switched

PUK PIN unblocking key

S

SIM Subscriber Identity Module

SMS Short Messaging Service

SOHO Small Office Home Office

SSID Service Set Identifier

T

TDD Time Division Duplex

TFT Thin Film Transistor

U

UMTS Universal Mobile Telecommunications System

UPnP Universal Plug and Play

USB	Universal Serial Bus
V	
VPN	Virtual Private Network
W	
WAN	Wireless Area Network
WEP	Wired Equivalent Privacy
Wi-Fi	Wireless Fidelity
WLAN	Wireless Local Area Network
WPA	Wi-Fi Protected Access